

BA100K Diesel Driven

Dewatering & Sewage Pump

Max. 190 m³/hour, Max. 22 mwc



Pump specifications:

Type	BA100K D193
Max. flow	190 m ³ /hour (836 US GPM)
Max. pressure	22 mwc (73 ft.)
Solids handling	82 mm (3,23")
Impeller type	Channel impeller
Priming system	BBA MP50
Engine	Hatz 1D90Z DriveOn [®]
Canopy	M10-18
Connections	4" or 6"
Weight (net)	1450 kg (3190 lb.)
Sound level	Approx. 54 dB(A) at 10 m

FEATURES

BA auto prime pump

The BA range of pumps has been designed with a clear focus on reliability, efficiency and durability. Featuring a 100% mechanical priming system, the BA series pumps quickly prime and re-prime, even from dry conditions. The heavy build style of both pump and canopy make the BA range perfect for use in the strenuous contractor market.

World-class performance

The BA range is built to be deployed on the most demanding dewatering and sewage bypassing applications. Using high efficiency pumps and state-of-the-art diesel engines, the pumps offer maximum performance at minimal cost, fully in-sync with the company philosophy of "Lowest cost of ownership".

Sustainability

- High efficiency pumps minimising fuel consumption
- Exhaust system prepared for installation DPF/DOC
- Corrosion free hot dip galvanised canopy
- Corrosion free composite door panels
- 100% Oil-spill free priming system
- Fully bunded unit eliminating fuel/oil spills at all times

Complete package designed & built by BBA Pumps

- Complete in-house design & production
- Over 60 years of experience in the market
- Extensive testing facility in-house
- Contemporary & functional design
- Durable & eco-friendly materials
- Custom builds available

After sales service & product support

- Single supplier for parts, spares & accessories
- Dedicated customer help-desk (24h service)
- Dedicated service department in-house
- Global parts distribution network
- Optional global on-site servicing
- Extensive training options available (technical & commercial), on-site or in-house



BA100K Diesel Driven

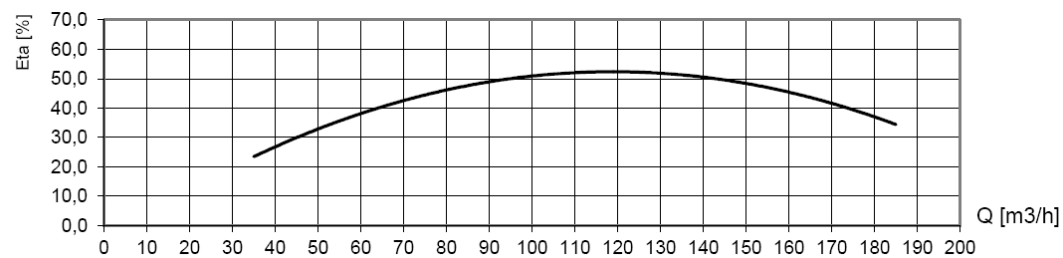
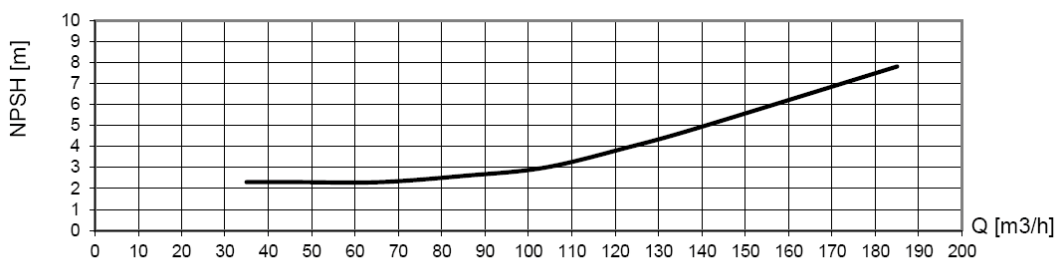
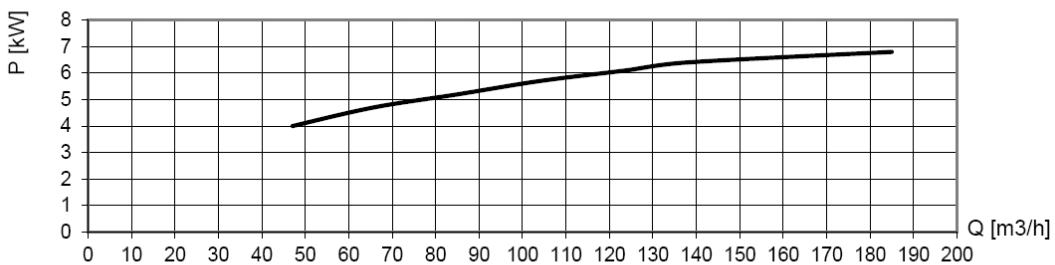
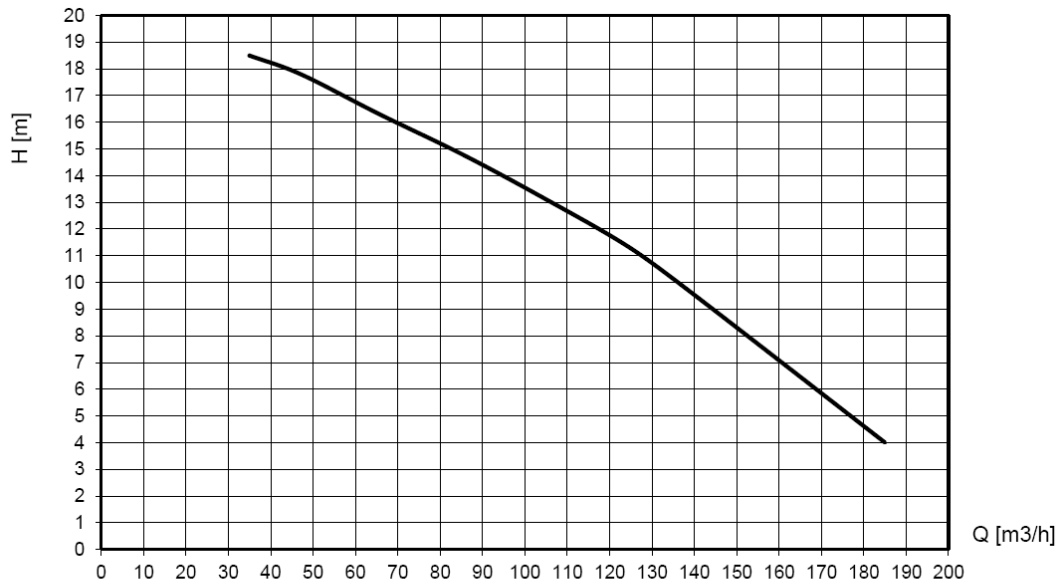
Dewatering & Sewage Pump

Max. 190 m³/hour, Max. 22 mwc



Performance curves at 1700 rpm.

(measured with 6" connections)



The standard factory speed setting is 1500 rpm.
 Please consult www.bbapumps.com for different speed curves.

5620000875

BA100K Diesel Driven

Dewatering & Sewage Pump

Max. 190 m³/hour, Max. 22 mwc



STANDARD TECHNICAL SPECIFICATIONS

BBA auto prime pump

Pump type	BA100K D193
Max. flow (6" connections)	190 m ³ /hour (836 US GPM)
Max. flow (4" connections)	150 m ³ /hour (660 US GPM)
Max. head	22 mwc (73 feet)
Impeller type	Channel impeller
Solids handling	82 mm (3.23 inch)
Pump casing	Cast iron GG20
Impeller	Ductile iron GGG40
Pump shaft	C45
Shaft sealing	Mechanical seal tung/tung/viton



BBA priming system

Pump type	BBA MP50 Diaphragm pump
Air handling capacity	50 m ³ /h (30 CFM)
Max. vacuum	8.5 m (29 inHg)
Drive	Toothed belt (continuous drive)
Float box	Aluminium
Non return valve	Cast iron GG25
Check valve disc	Buna-N



Engine

Engine brand	Hatz
Engine type	1D90Z electric start
Flywheel power	6.5 kW (8.8 Hp)
Engine speed	Variable 1300 - 1700 RPM
Speed (factory standard)	1500 rpm
Feature	DriveOn®
Oil change interval	1500 running hours
Fuel consumption	227 g/kWh (at max load)
Displacement	0,722 l (44cu.in.)
Number of cylinders	1
Exhaust emission EU	Not applicable
Exhaust emission US	EPA



BBA dashboard LC20

- Auto start/stop system
- Two float switches included (10m cable)
- Switch Manual-0-Auto
- Tachometer
- Hour counter
- Warning lights "oil and engine temperature"
- Warning light "auto stand-by"

Fuel system

- Composite fuel tank 220 Litres (58 US Gallon)
- Fuel tank cap Ø 100 mm
- Mechanical fuel injection system

Electrical system & safety features

- Nominal voltage 12 Volt
- Premium quality battery 72 amp
- Low oil pressure shut down

5620000875

BA100K Diesel Driven

Dewatering & Sewage Pump

Max. 190 m³/hour, Max. 22 mwc



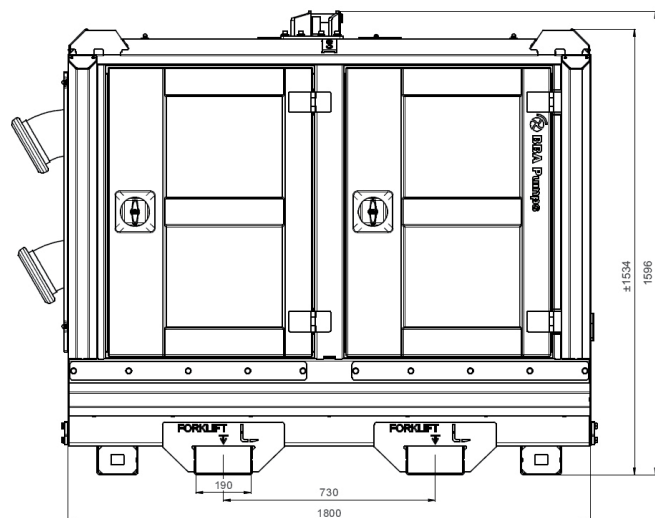
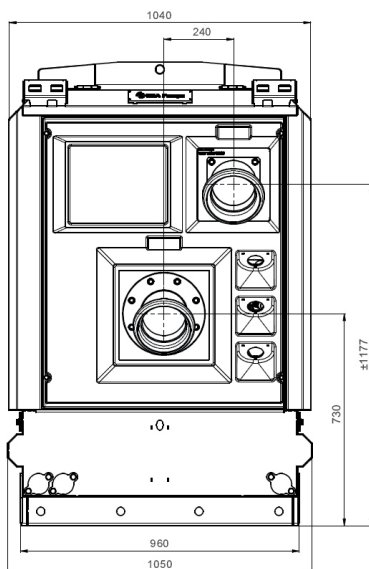
CANOPY M10-18

BBA super silent canopy

Canopy type	M10-18
Dimensions L x W x H	1800 x 1050 x 1596 mm
Dimensions L x W x H	71 x 41.3 x 63 inch
Basic frame	Hot dip galvanised
Roof panels (hinged)	Steel hot dip galvanised
Doors	4 Easy-access doors (lockable)
Grill and door panels	Composite ABS/ASA
Fuel tank	PE net 220 ltr (58 US Gallon)
Fuel tank autonomy	120 hours (at 1700 rpm BEP)
Fuel tank cap	100 mm (4 inch)
Forklift pockets	Fitted with 2 forklift pockets
Lifting point	Fitted with single lifting point
Stackable	Canopy is stackable
Connections	Please consult "auxiliary items"
Oil drain pump	Please consult "auxiliary items"
Exhaust system	Fully integrated in canopy
Spark arrestor	Lloyd & Veritas approved
Documentation box	BBA user manual and warranty book

BBA E-lift[®] system

The M10-18 canopy has been fitted with the BBA E-lift[®] system. By removing the roof panel, the pump and diesel engine as a whole can be removed from the canopy effortlessly allowing easy preventative maintenance on the pump and diesel engine. In addition, as the canopy is not fitted with padding or insulation materials, it can be cleaned quickly using a pressure washer.



Actual dimensions (in mm and inches) may vary depending on selected quick couplings.

5620000875

BA100K Diesel Driven


Dewatering & Sewage Pump

Max. 190 m³/hour, Max. 22 mwc



Channel impeller

GGG40 channel impeller, ductile iron, solids handling 82 mm.




Hatz DriveOn®

- Large engine oil sump
- Service interval 1500 hours
- 25% saving on engine oil
- Ergonomic design



Easy inspection

Oil glasses, drain valves and fill plugs are all easily accessible.



RF System

The exhaust system is completed with a spark arrester and prepared for installation of DPF/DOC.



Safety

Extremely durable and lockable T-locks offering perfect grip.



Large inspection covers

Easy access to float box, impeller and non-return valve.



4 Year limited warranty

The BBA limited warranty covers years or operating hours whichever occurs first. For more details please consult the BBA warranty book.



User Manual BA series

Extensive user manual with important information concerning the pump unit, pump installation and safety warnings. Available in several languages.

Pictures used are for illustration purposes only.

5620000875