


# Mini Dredges

DRF Series  
 Remote Control Dredging Solutions



**Ultra-small dimensions**



**Simple to assemble**

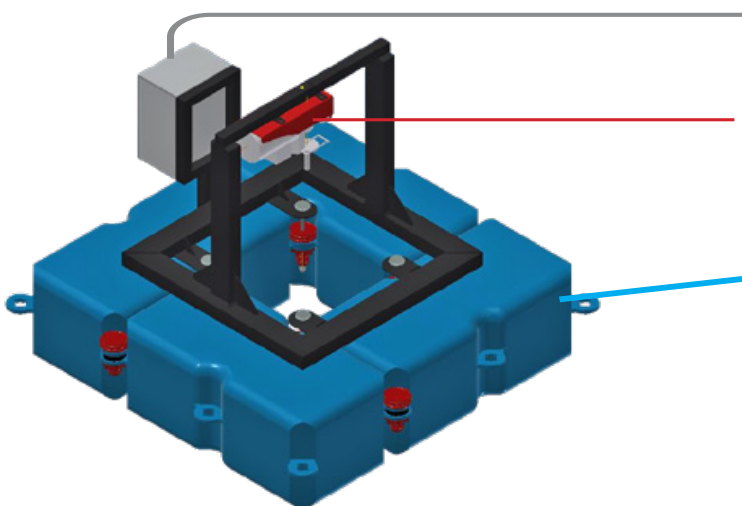


**Small draught clearance**



**Versatile and customisable**

## Mini Dredges for DRF Series



**Electrical panel**

**Electrical winch**

To move the pump with precision

**Floating polyethylene cubes**

They guarantee stability thanks to a floating capacity of 350 of kg/m2.

**Wired control**


To manage the pump  
 Emergency stop



## Mini Dredges

DRF Series  
Remote Control dredging solutions

**DRAGFLOW**



### DRF30

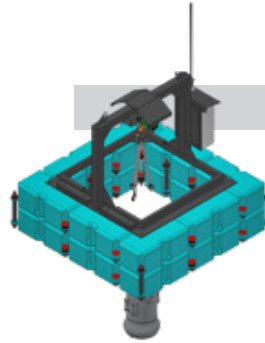
#### DIMENSIONS

**Length:** 2 m  
**Width:** 2 m  
**Height:** 1.5 m  
**Weight:** 550 kg (pump included)

**Winch:** Max 300 kg  
**Cable length:** 10 m  
**Wired control:** 30 m

#### PUMP RANGES

- EL5
- EL7.5, EL7.5S, EL7.5SS
- EL10, EL10s, EL10SS
- EL12, EL12.5S, EL12.5SS



### DRF50

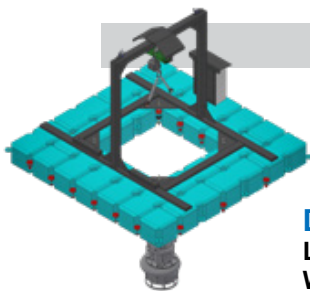
#### DIMENSIONS

**Length:** 2.5 m  
**Width:** 2.5 m  
**Height:** 2.3 m  
**Weight:** 1,300 kg (pump included)

**Winch:** Max 560 kg  
**Cable length:** 10 m  
**Wired control:** 30 m

#### PUMP RANGES

- EL20, EL20s, EL20SS



### DRF80

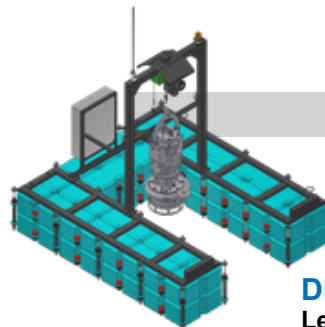
#### DIMENSIONS

**Length:** 3.5 m  
**Width:** 3.5 m  
**Height:** 2.6 m  
**Weight:** 1,600 kg (pump included)

**Winch:** Max 800 kg  
**Cable length:** 10 m  
**Wired control:** 30 m

#### PUMP RANGES

- EL25, EL25S
- EL35, EL35HC
- EL354



### DRF100

#### DIMENSIONS

**Length:** 4 m  
**Width:** 3.5 m  
**Height:** 3.7 m  
**Weight:** 2,660 kg (pump included)

**Winch:** Max 2,000 kg  
**Cable length:** 10 m  
**Wired control:** 30 m

#### PUMP RANGES

- EL35S
- EL60
- EL354S
- EL1204HC